

MSCI China Local Equity Factor Models

The next generation of Barra factor models build on a half-century of experience constructing equity indexes and risk models for investors. Deep research, comprehensive data and computational power convene to solve modern investing's most pressing challenges. The new MSCI China Local Equity Factor Model is designed to help domestic investors better understand the sources driving the risk and return of China A-shares, make more informed investment decisions, and build more resilient and adaptive portfolios.



New investment insights

- Point-in-time fundamental data to facilitate more realistic back tests
- An industry structure based on China-specific local industry classifications
- A State Ownership factor to capture the percentage of shares owned by the state
- Adaptive factor covariance to help your portfolios weather changing market regimes over multiple cycles
- Stock crowding factor to assess the 'bubbliness' or level of crowding of stocks and portfolios
- Machine learning factor to understand and capture non-linear relationships between factor exposures and returns
- Peer similarity score to identify clusters of highly similar companies that may lead to "cluster risk" in your portfolio
- Enhancements to existing factors including Momentum and Residual Volatility to improve handling of IPOs, Growth and Dividend yield to improve robustness and performance, Earning Quality to maintain consistency with other models and Value to merge Book-to-Price and Earnings Yield into a single factor.

A factor structure aligned to multiple investment horizons

Designed for	Long-Term Models	Trading Models
	<ul style="list-style-type: none"> • Active and passive asset managers • Asset owners • Sell side - Banks and Market makers • Buy Side - Hedge Funds • Fundamental and quantitative managers 	<ul style="list-style-type: none"> • Equity hedge fund managers • Quantitative asset managers • Algorithmic traders • Sell-side traders • Risk managers
Focus	<ul style="list-style-type: none"> • Designed with a focus on portfolio construction • Decompose complex portfolios into intuitive risk factors; provides managers, investors and regulators a clearer understanding of risk exposures and risk-adjusted performance • Available in Stable and Responsive variants 	<ul style="list-style-type: none"> • Most responsive model in the family with a daily forecast horizon, enabling you to swiftly adapt to market disruptions • Designed for analyzing risk in short term portfolios • Constructed for short-term trading, hedging, and daily risk monitoring

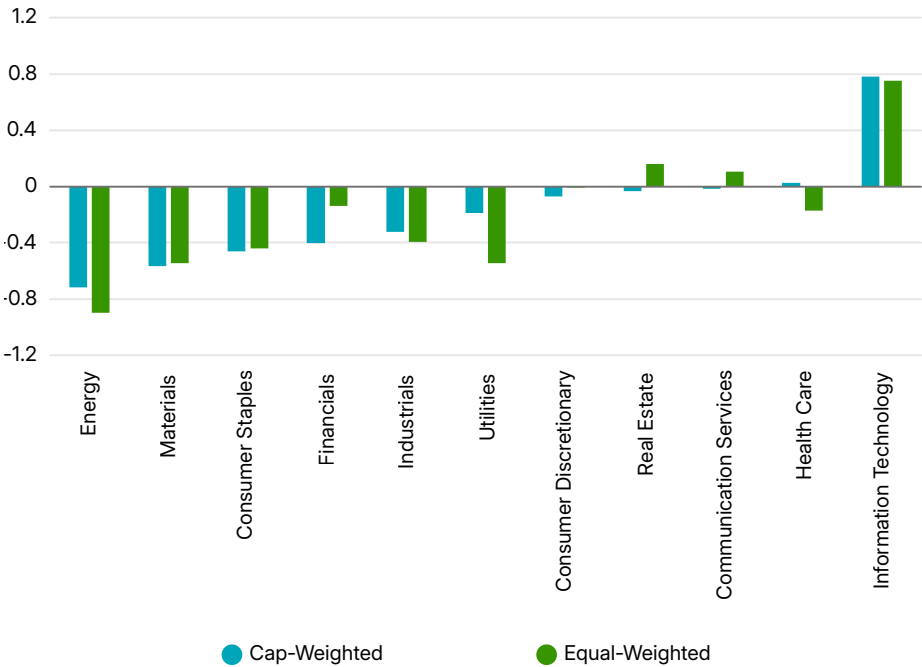
Elevate your investment process with our latest innovations

Quantify the impact of state ownership on portfolio returns:

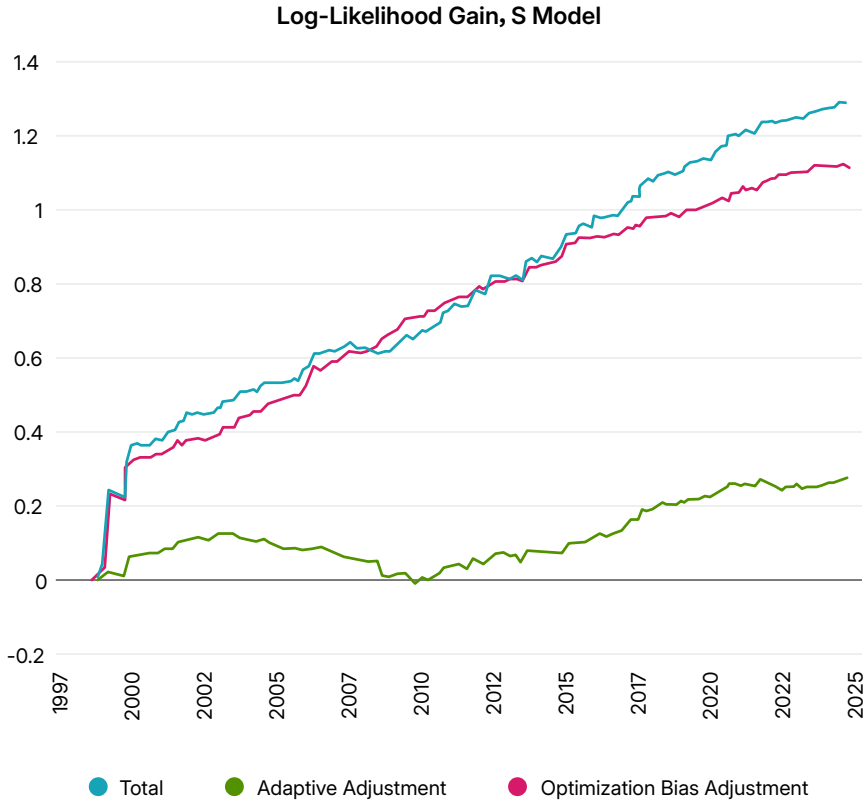
Nov 2019 - Nov 2024	Total Active (%)	Industries (%)	Dividend Yield (%)	Value (%)	Other Styles(%)	SOE (%)	Specific (%)
MSCI China A Enhanced value	0.9	-1.48	0.09	1.96	1.50	0.78	-1.95
MSCI China A High dividend yield	1.5	-2.85	0.16	1.89	-0.57	1.39	1.48

Sample performance attribution of active returns (Nov 2019 – Nov 2024) *
The active returns were calculated relative to the MSCI China A Index


Understand how Bubbly are your holdings, portfolio and market segments




Improve the forecast accuracy of factor covariance



China Local equity content set - What does it cover?

Coverage	22 Style factors	5000+ Securities (8000+ with Connect Program)	31 Industry factors
Asset Classes	Depository receipts Stocks		
Factors	<div><div> VOLATILITY</div><div> YIELD</div><div> QUALITY</div><div> MOMENTUM</div><div> VALUE</div><div> SIZE</div><div> SENTIMENT</div><div> MACRO</div><div> GROWTH</div><div> LIQUIDITY</div><div> NONLINEARITY</div></div>		



Model distribution and access

Access MSCI's models on cloud via Snowflake, through MSCI applications including BarraOne, Barra PortfolioManager, through direct data delivery (Models Direct), or through third-party vendor platforms.

About MSCI

MSCI is a leading provider of critical decision support tools and services for the global investment community. With over 50 years of expertise in research, data and technology, we power better investment decisions by enabling clients to understand and analyze key drivers of risk and return and confidently build more effective portfolios. We create industry-leading research-enhanced solutions that clients use to gain insight into and improve transparency across the investment process.

To learn more, please visit www.msci.com.

The information contained herein (the "Information") may not be reproduced or disseminated in whole or in part without prior written permission from MSCI. The Information may not be used to verify or correct other data, to create any derivative works, to create indexes, risk models, or analytics, or in connection with issuing, offering, sponsoring, managing or marketing any securities, portfolios, financial products or other investment vehicles. Historical data and analysis should not be taken as an indication or guarantee of any future performance, analysis, forecast or prediction. None of the Information or MSCI index or other product or service constitutes an offer to buy or sell, or a promotion or recommendation of, any security, financial instrument

or product or trading strategy. Further, none of the Information or any MSCI index is intended to constitute investment advice or a recommendation to make (or refrain from making) any kind of investment decision and may not be relied on as such. MSCI ESG and climate ratings, research and data are produced by MSCI ESG Research LLC, a subsidiary of MSCI Inc. MSCI ESG Indexes, Analytics and Real Estate are products of MSCI Inc. that utilize information from MSCI ESG Research LLC. MSCI Indexes are administered by MSCI Limited (UK) and MSCI Deutschland GmbH. The Information is provided "as is" and the user of the Information assumes the entire risk of any use it may make or permit to be made of the Information. NONE OF MSCI INC. OR ANY OF ITS SUBSIDIARIES OR ITS OR THEIR DIRECT OR INDIRECT SUPPLIERS OR ANY THIRD PARTY INVOLVED IN MAKING OR COMPILING THE INFORMATION (EACH, AN "INFORMATION PROVIDER") MAKES ANY WARRANTIES OR REPRESENTATIONS AND, TO THE MAXIMUM EXTENT PERMITTED BY LAW, EACH INFORMATION PROVIDER HEREBY EXPRESSLY DISCLAIMS ALL IMPLIED WARRANTIES, INCLUDING WARRANTIES OF MERCHANTABILITY AND FITNESS FOR A PARTICULAR PURPOSE. WITHOUT LIMITING ANY OF THE FOREGOING AND TO THE MAXIMUM EXTENT PERMITTED BY LAW, IN NO EVENT SHALL ANY OF THE INFORMATION PROVIDERS HAVE ANY LIABILITY REGARDING ANY OF THE INFORMATION FOR ANY DIRECT, INDIRECT, SPECIAL, PUNITIVE, CONSEQUENTIAL (INCLUDING LOST PROFITS) OR ANY OTHER DAMAGES EVEN IF NOTIFIED OF THE POSSIBILITY OF SUCH DAMAGES. The foregoing shall not exclude or limit any liability that may not by applicable law be excluded or limited. Privacy notice: For information about how MSCI collects and uses personal data, please refer to our Privacy Notice at <https://www.msci.com/privacy-pledge>.